

UKULELE HERO

SMOKE ON THE WATER

All on G-String 4

Fret
Numbers

A diagram of a ukulele fretboard for the G-string. It shows three measures of music. Each measure has a vertical line representing the string with fret numbers and notes. Measure 1: Fret 0 (open string), Fret 3, Fret 5, and a wavy line. Measure 2: Fret 0, Fret 3, Fret 6, Fret 5, and a wavy line. Measure 3: Fret 3, Fret 0, and two wavy lines. The fret numbers 0, 3, 5, 6, and 0 are written in blue.

GROUPIE

MARY HAD A LITTLE LAMB (TAB)

A
E
C
G

4	2	0	2	2	4	4	4	4	2	2	2	4	7	7
---	---	---	---	---	---	---	---	---	---	---	---	---	---	---

A
E
C
G

4	2	0	2	2	4	4	4	4	2	2	2	4	2	0
---	---	---	---	---	---	---	---	---	---	---	---	---	---	---

****Pick the melody and then strum the beat while singing. Must do both to obtain level.****

HOT CROSS BUNS (tab)

A	
E	
C	4-2-0-4-2-0-0-0-0-2-2-2-2-4-2-0
G	



BACKSTAGE PASS

HOT CROSS BUNS

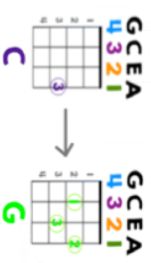
Hot cross buns,

Hot cross buns,

One a penny, Two a penny,

Hot cross buns.

ROADIE



MICHAEL FINNEGAN

There was an old man named Michael Finnegan

He had whiskers on his chin-i-gan

The wind blew them off and they grew in again

Poor old Michael Finnegan, Begin again!



BACK UP BAND



THE LION SLEEPS TONIGHT


C A-wim-a-weh, a-wim-a-weh, a-wim-a-weh, a-wim-a-weh

C A-wim-a-weh, a-wim-a-weh, a-wim-a-weh, a-wim-a-weh

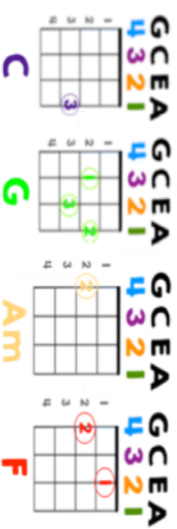
C In the jungle, the mighty jungle, the lion sleeps tonight

C In the jungle, the quiet jungle, the lion sleeps tonight

C Wee-ee-eee-ee-ee-ee um, um, a -weh
C Wee-ee-eee-ee-ee-ee um, um, a -weh



OPENING ACT



I LOVE THE MOUNTAINS

C **Am** **F** **G**
I love the mountains, I love the rolling hills

C **Am** **F** **G**
I love the flowers, I love the daffodils

C **Am** **F** **G**
I love the fireside, When all the lights are low

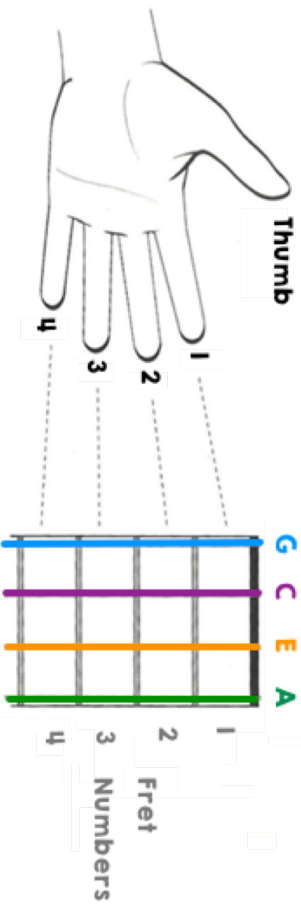
C **Am**
Boom-de-ah-da, Boom-de-ah-da,

F **G**
Boom-de-ah-da, Boom-de-ah-da



#1 SINGLE

C MAJOR SCALE



Musical notation and fretboard diagrams for the C Major Scale. The notation shows the scale in treble clef, starting on C. The fretboard diagrams show the fingerings for each note: C (open), D (1st fret), E (2nd fret), F (1st fret), G (3rd fret), A (2nd fret), B (3rd fret), and C' (4th fret).

C D E F G A B C'

TOURING ARTIST

TWINKLE TWINKLE



C G A G F E D C
Twin-kle, twin-kle, lit - the star, how I won - der what you are!

Musical notation for the first line of the song, showing a treble clef, a C-clef, and a sequence of quarter notes: C, G, A, G, F, E, D, C.

G F E D G F E D
Up a - bove the world so high, like a dia - mond in the sky.

Musical notation for the second line of the song, showing a treble clef, a G-clef, and a sequence of quarter notes: G, F, E, D, G, F, E, D.

C G A G F E D C
Twin-kle, twin-kle, lit - the star, how I won - der what you are!

Musical notation for the first line of the song, showing a treble clef, a C-clef, and a sequence of quarter notes: C, G, A, G, F, E, D, C.A series of seven guitar fingerboard diagrams, each showing a fretted note with a colored dot (purple, orange, green, black) and a corresponding letter below it: C, D, E, F, G, A, B, C.

C D E F G A B C

Musical notation for the first line of the song, showing a treble clef, a C-clef, and a sequence of quarter notes: C, D, E, F, G, A, B, C.

UKULELE HERO

WIPEOUT!

A 0 3 4 5 5 5 3 0 0 3 4 5 5 5 3 0 0 3 4 5 5 5 3 0

C _____

G _____

A 0 3 4 5 5 5 3 0 0 3 4 5 5 5 3 0 _____

E _____

C _____

G _____

A 0 3 5 7 7 7 5 2 2 7 7 5 5 5 3 0 _____

E _____

C _____

G _____

